

Name: _____ Language Arts

I Can Write My ABCs

Directions : Write the letter of the alphabet using only uppercase letters. When you are finished, sing the ABCs.

Name: _____ Language Arts

I Can Write My ABCs

Directions : Write the letter of the alphabet using only lowercase letters. When you are finished, sing the ABCs.


Name: _____ Language Arts

Word Shapes


Directions : Fill in the word shapes to match the sight words provided.

you	it	in	said	for
-----	----	----	------	-----


1.



2.




3.



4.



5.



Name: _____ Language Arts

Read, Trace, and Write

Directions : Read the word, trace the word, and write the word.

up	look	is	go	we
----	------	----	----	----

1. up

up

2. look

look

3. is

is

4. go

go

5. we

we

Name: _____ Language Arts

Word Scramble

Directions : Unscramble the letters to make a sight word.

little	down	can	see	not
--------	------	-----	-----	-----

1. n w o d

2. t n o

3. t i l e l t


4. e s e

5. a n c

Name: _____ Language Arts

Word Match


Directions: Draw a line from the picture on the left to the correct written word on the right.




fish



sun



mask



boot


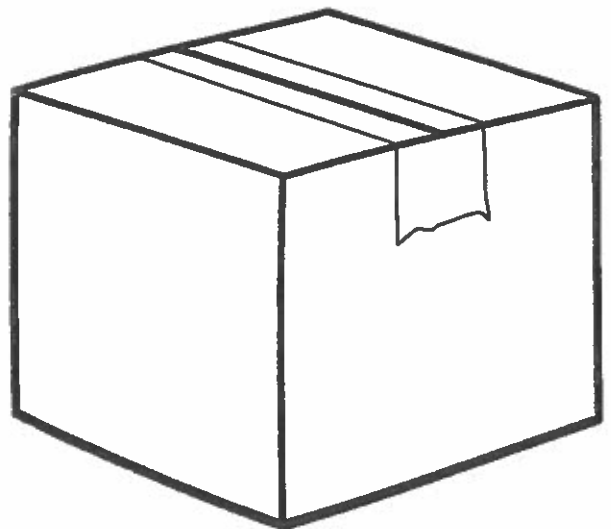




leaf

Name: _____ Language Arts

Rhyming Words

Directions : Draw a line from the picture on the left to the rhyming picture on the right.


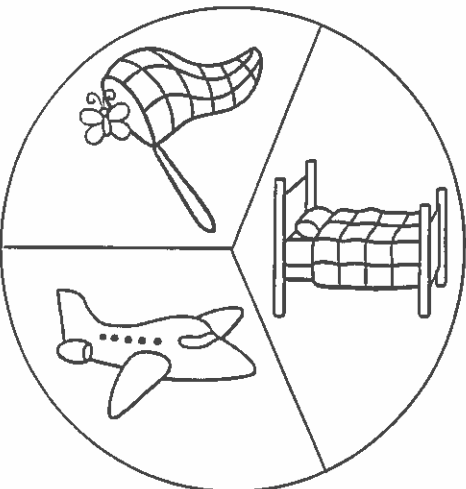

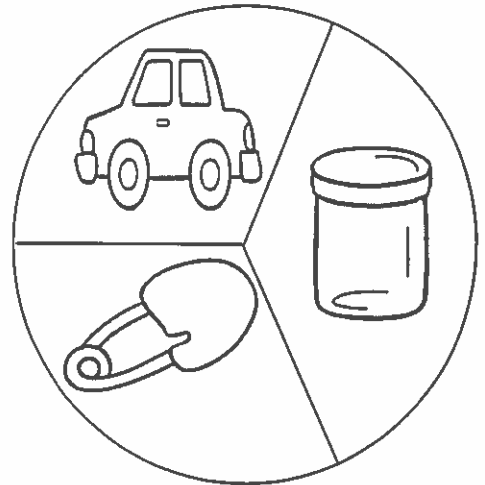

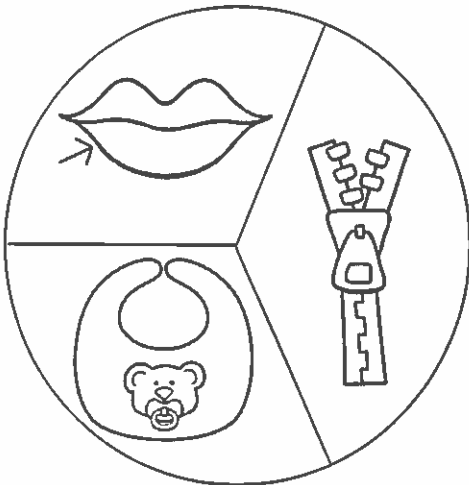
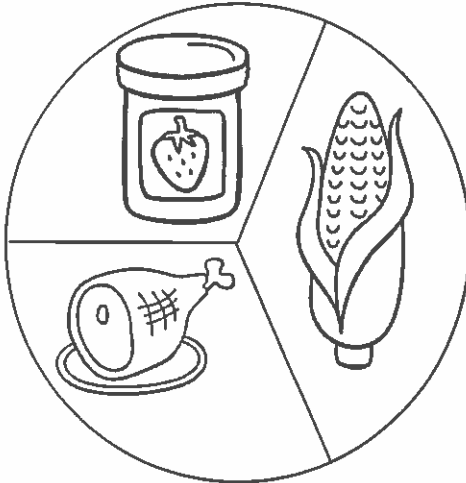
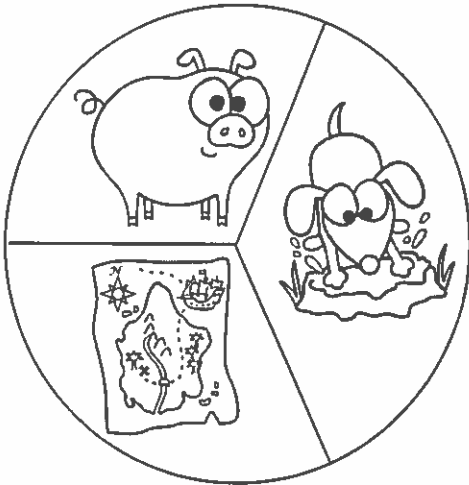


Name: _____

Language Arts

Rhyming Words


Directions : Each circle has three objects. Two rhyme. Color the two that rhyme.




Name: _____ Language Arts

Beginning Sounds


Directions : Look at each picture and find out what the beginning sound is. Write the beginning sound in the black space. Color the picture.




_____ ig




_____ at




_____ an




_____ eb




_____ ot



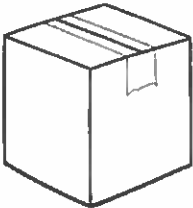
_____ ip




_____ ug



_____ ar



_____ ox




_____ eg

Name: _____

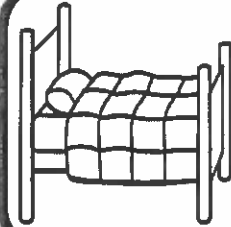
Language Arts

Ending Sounds

Directions : Look at each picture and find out what the ending sound is. Write the ending sound in the black space. Color the picture.



pi _____



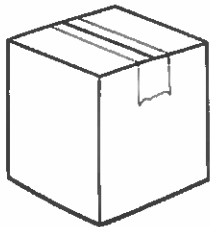
be _____




cu _____



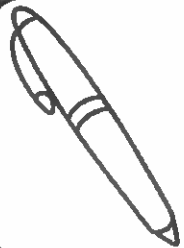
ca _____




bo _____



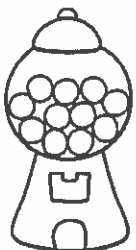
bi _____



pe _____



bu _____



gu _____




co _____

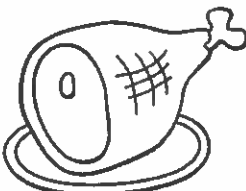
Name: _____ Language Arts

Middle Sounds


Directions : Look at each picture and find out what the middle sound is. Write the middle sound in the black space. Color the picture.




d _ _ g




h _ _ m



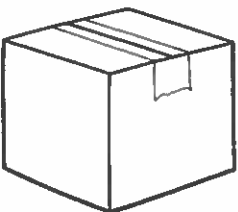
z _ _ p




h _ _ n




s _ _ n




b _ _ x




c _ _ t



c _ _ p



p _ _ g




w _ _ t


Name: _____ Language Arts

Write the Blend

Directions : Color the picture and write the blend in the blank space.




- - - -
_____ ower




- - - -
_____ eam



- - - -
_____ ave



- - - -
_____ indfolded



- - - -
_____ ar




- - - -
_____ all


Name: _____ Language Arts

Write the Blend


Directions : Color the picture and write the blend in the blank space.




_____ ow bug




_____ ib



_____ ail



_____ ug



_____ uck



_____ acelet

Name: _____ Language Arts

CVC Words

Directions : Color the picture and then sound out the three letters in each picture. Write them accordingly below.

